



CAMBRIDGE

Official
Cambridge
Exam
Preparation

FUN Skills



Roisin
O'Farrell



WITH AUDIO
DOWNLOAD

FUN Skills



Home Booklet

5

Skills fun at home

Reading	2
Reading & Writing	8
Writing	10
Listening	14
Speaking	19

Stories

Himmy's costume	25
Kira's computer game	26
Jo's party	27
Sky's adventure	28
Hunter's Earth Day	29
Clunk's Saturday	30
Jones's helmet	31

Roisin O'Farrell



Reading

Fun Skills Quiz

Do the Fun Skills Quiz. Match the photos (1-6) and the words (A-H). Then complete the sentences (7-12). There are two extra words.



- A shopping centre
- B snake
- C football
- D motorbike
- E sailing
- F tablet
- G giraffe
- H fruit

- 7 It's a long, thin animal, and it hasn't got legs. _____
- 8 This is a kind of small computer that you hold in your hands. You use different apps on it. _____
- 9 You can ride this thing. It has two wheels, but it's faster than a bicycle. _____
- 10 This food is very good for you. You should eat it every day. _____
- 11 You do this sport on the water. It's better if it's windy. _____
- 12 This is a place where you can go to buy clothes. _____

Fun boost

How many words can you make from the letters of *shopping centre* in five minutes?

s h o p p i n g c e n t r e

shoe,

Reading

Read the conversation between Nick and Jenny and choose the best answers. Write a letter (A–H) for each answer.



Hi, Jenny. 1 ____

Great, thanks! How about you?

Good. 2 ____ at the weekend?

I went to a safari park with 3 ____

Cool! Did you have a good time?

Yes! 4 ____ There were monkeys and tigers. And we fed the giraffes, too.

Wow! 5 ____


We're going to go again next weekend. 6 ____ you can come with us.

Yes, please! 7 ____ at 10 o'clock?

Perfect! 8 ____

- A Shall I come to your house
- B It was brilliant!
- C If you want,
- D What did you do

- E See you then.
- F my cousins.
- G How are you?
- H I've never been to a safari park.



Fun boost

How many past tense verbs can you find?

M	A	M	H	J	K	H	D	R	A	N	K	I	X	I	N	T	O	X	F
K	T	T	R	S	S	A	W	W	R	O	T	E	J	O	M	D	X	W	E
H	E	M	A	D	E	D	Y	S	A	I	D	I	U	A	E	G	E	O	L
S	F	M	N	R	K	M	E	T	C	F	Y	I	W	F	F	W	O	N	T
S	A	T	X	D	I	D	A	G	A	V	E	S	L	E	P	T	B	T	X

Reading

1 Read Daisy's email to William. Look at the questions and underline the information in the email.

0 Where is Daisy going to go with her family?
Seville

1 Who has been there before?

2 What is the weather going to be like?

3 Who wants to see flamenco dancing?

4 Where are Daisy and her dad going to ride bikes?

5 What place has been in lots of films?

6 Where might Daisy go on a rollercoaster?

7 What food does she want to try?

2 Now write the answers to the questions.

From: DaisyD@funskills.earth

Subject: Holidays

To: William

Hi, William

How are you? Guess what! My family's going to visit Seville next month. It's going to be great! My dad has been there before and he loved it. Seville's in the south of Spain, so it's going to be hot in June, but we are going to have fun! There are lots of things to do. Seville's got some beautiful buildings, interesting museums and some great parks, too!

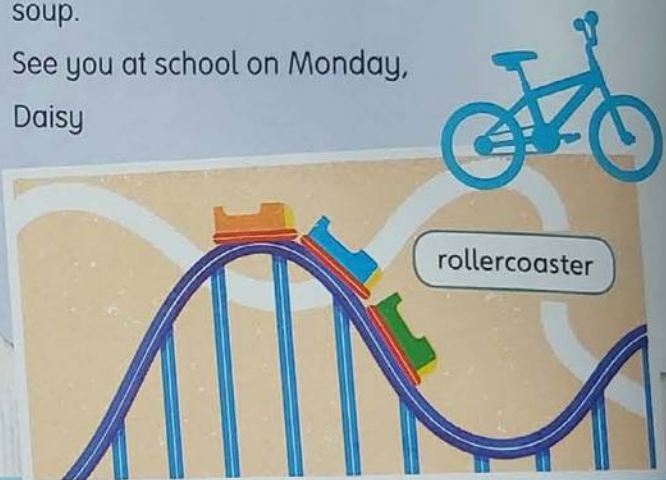
My mum and brother want to see flamenco dancing, but Dad and I are going to ride bikes around Maria Luisa Park and see an amazing place, called Plaza de España, which has been in lots of films. We might go to a theme park, called Magic Island, too. It's got a super-fast rollercoaster! And Dad says that the food in Seville is delicious! I want to try the cold tomato soup.

See you at school on Monday,

Daisy



Plaza de España



Fun boost

Think of five fun things you can do where you live.
Draw pictures.



Reading

Read the story and answer the questions. Write your answers in the leaves. Use one or two words.

1 Who is Mark's sister?

2 Where did Katy find the paper?

It was Saturday morning and Mark and his sister, Katy, were bored.

'Do you want to paint pictures?' Katy asked.

'Good idea!' said Mark. 'You get the paper and I'll find the paints.' Katy found some paper in the dining room and Mark went upstairs to get the paints.

Five minutes later, Mark shouted, 'Katy! I can't find any paints!'

'What about pencils?' Katy asked.

'No,' Mark answered, 'I can only find glue!'

Through the window, Katy saw the forest at the end of the garden. 'I know!' she said. 'Come with me!'

They went into the forest and collected leaves and pieces of wood. Then, at the kitchen table, they glued the leaves and wood onto the paper to make beautiful nature pictures. They were both very happy with their art.

3 What did Mark find upstairs?

4 Where did they collect leaves?

Fun boost

Make your own nature picture.



Reading

Read the information about parrots. Complete it with the correct words. There are two extra words.

PRETTY PARROTS

feathers

claws

Parrots are very interesting **1** _____. There are more than 350 different kinds of parrot. Some of them have beautiful feathers with many **2** _____ and some have only white feathers. They all have two short, strong legs and claws.

There are big parrots and small parrots. The **3** _____ parrot is the Blue Macaw, from South America. It is 100 cm long from its head to the end of its long tail. The Pygmy Parrot is the smallest parrot. It has got green **4** _____ and is only 10 cm long.

nuts and seeds

Most parrots live in warm countries and they eat fruit, nuts and seeds. Some parrots eat **5** _____, too. There are parrots that live in cold countries. They are very clever birds and they can copy sounds and people. In many stories, **6** _____ have talking parrots. Have you ever heard a parrot talk?

birds biggest feathers trees colours insects fur pirates

Fun boost

Use your computer to find information about three different parrots. Write your information in the boxes.

1

2

3

Reading

Read the story about an alien. Write one word on each line.

Zoomy is from the planet Skeeder and he's a funny alien. He 1 _____ in a skyscraper, on the 31st floor, and he 2 _____ see all of the city of Crumpty from his bedroom window.


He loves skateboarding and he 3 _____ everywhere with his skateboard. In the morning, he skateboards to the shower. Then he skateboards into the kitchen to have his 4 _____. After that, he skateboards into the lift so he can go down 31 floors to the street.

Every day, Zoomy skateboards down the street, through the park and 5 _____ the bridge to his school. In the break, he eats his snack on his skateboard. Then, in the evening, he plays the violin on his skateboard. He 6 _____ everything on his skateboard. Does he go to bed on his skateboard? No! That's silly!



Fun boost

How many different ways can you go to school?



Reading & Writing

Look at the pictures and read the story. Then complete the sentences with two or three words.



One day, a very hungry dog called Jack wanted some food, so he went to the town centre. He saw a restaurant and thought he might find something there. Jack went inside slowly and, five minutes later, he ran out again with a big burger in his mouth. He quickly went to the park to find a quiet place to eat.

Jack was walking near the river when he looked into the water. He saw a dog looking at him. It was carrying a huge burger in its mouth. Jack really wanted the other dog's food, so he opened his mouth to get it, and his burger fell into the river!

The dog in the water was Jack, and now he had no food again!

- 0 Jack was a very hungry dog.
- 1 He went to the town centre because he _____.
- 2 Jack ran out of _____ with a big burger his mouth.
- 3 He wanted to find _____ to eat, so he went to the park.
- 4 In the park, Jack saw _____ in the river.
- 5 Jack dropped his burger because he _____.
- 6 At the end of the story, Jack had _____.

Fun boost

What things have you eaten in a restaurant?
Write words or draw pictures.

Menu

Reading & Writing

Read the story about a fantastic football player. Write one word on each line.



It was the day of the football competition and Emma was
1 _____ excited. She was in the football team 2 _____
her friends Michael and Tom. All her family and friends were coming
to watch her play, so she wanted to do well. They thought she was
3 _____ best player in the team.

The team won 4 _____ first three matches and it was time for the last one. All the players
5 _____ tired, but they worked hard. They knew they could win the competition! The people
were really noisy! Emma's dad shouted, 'Come on, Emma! You can do it!' She was running fast
6 _____ Michael kicked the ball to her and she scored a brilliant goal! Then they heard
the whistle and the game was finished. They were the winners!

Fun boost

Think of five sports you play in a team.



Writing

Look at the picture. What can you see? Read the examples and write four more sentences.



There's a bookcase with lots of books.

A boy is drawing a picture.

- 1
- 2
- 3
- 4

Fun boost

Think of five things you can see in your classroom that begin with the letter B.



Writing

1 Look at the picture. Write two sentences about hobbies.



A girl is reading a book.

- 1 _____
- 2 _____

2 Write more sentences. Are the children happy or sad? Are they inside or outside?

The girl is happy. She is inside.

- 1 _____
- 2 _____



3 Now change your four sentences into two sentences. Use *and*, *because* and *so*.

A girl is reading a book and she's happy.

The girl is happy because she's reading a book.

- 1 _____
- 2 _____

Fun boost

Draw a picture to show your hobbies, for example a book or a football.
Write the name of your hobby.



Writing

Look at the pictures and the words. Write one or two sentences about each picture.



horrible face funny scared

Ghost Train



mother photo unhappy smile

One day, Bobby and Julie were on a train at the funfair with their father. Suddenly

Fun boost

Unjumble the letters to find eight fun places.

1 nafiruf

2 ozo

3 telsca

4 hetater

5 succir

6 semuum

7 miance

8 starteranu

Writing

Look at the pictures and the words. Write one or two sentences about each picture.




One sunny day, Sally and David

Suddenly

Then

Fun boost

What can you eat in a sandwich?



Listening

02 Listen and match the sentences to the children who say them.

1 I'm 11.


2 My mum thinks I'm untidy.

3 I've got a lot of friends.

4 Dad says that I'm lazy.

5 I love cooking.

6 My friends think that I'm funny.



Rob

7 I work for a big theatre.

8 I never send text messages.

9 I love watching TV in bed.

10 My friends say that I'm kind.

11 I prefer to speak to people.

12 I work every night.



Holly



Oliver

Fun boost

Write your name and write adjectives about you for each letter.

S	pecial
O	nline
P	opular
H	appy
I	nteresting
A	mazing

Listening

03 Listen to two children talking about a birthday party. Read the sentences. Are they correct? Put a tick (✓) or a cross (X). If you put a cross (X) write the correct information.

0 The birthday party is next week.

X

next month

1 The girl's birthday is on a Monday this year. ☐

2 There's a school holiday on the day of the birthday party. ☐

3 The birthday party is going to be in the morning. ☐

4 The children are going to play a singing game. ☐

5 They are going to eat sandwiches. ☐

6 The restaurant brings food to your house. ☐





Fun boost

Think of seven things that you can see, do and eat at a birthday party. Write and draw them.



Listening

04 Look at the pictures. What did the children buy? Match, then listen and check. Who didn't buy anything?



Fun boost

Think of ten places you can go in a town.

bookshop

Listening

- 1 05 You are going to listen to someone talking about sleep. Listen and match.

Good for your sleep

Bad for your sleep



- 2 05 Listen again and complete the text with the words in the box.

When you can't sleep, you're 1 _____ tired and doing things is really difficult. But there are 2 _____ things that you can do to sleep better. It's not a good 3 _____ to look at your computer and watch 4 _____ of TV in the evening. They can stop you sleeping! And it's a bad idea to eat just 5 _____ you go to bed. Your body needs some time after eating.

It's good to sleep in a 6 _____ that you like. Put things that you love near your bed, like a plant or your 7 _____ toy. And your room mustn't be too hot or too cold. When you really can't sleep, it's a good idea to do more sport in the 8 _____. Sport makes you tired!

ZZZ

always
idea
before
favourite
some
day
room
lots


Fun boost

What do you do to help you sleep?
Ask three different people.



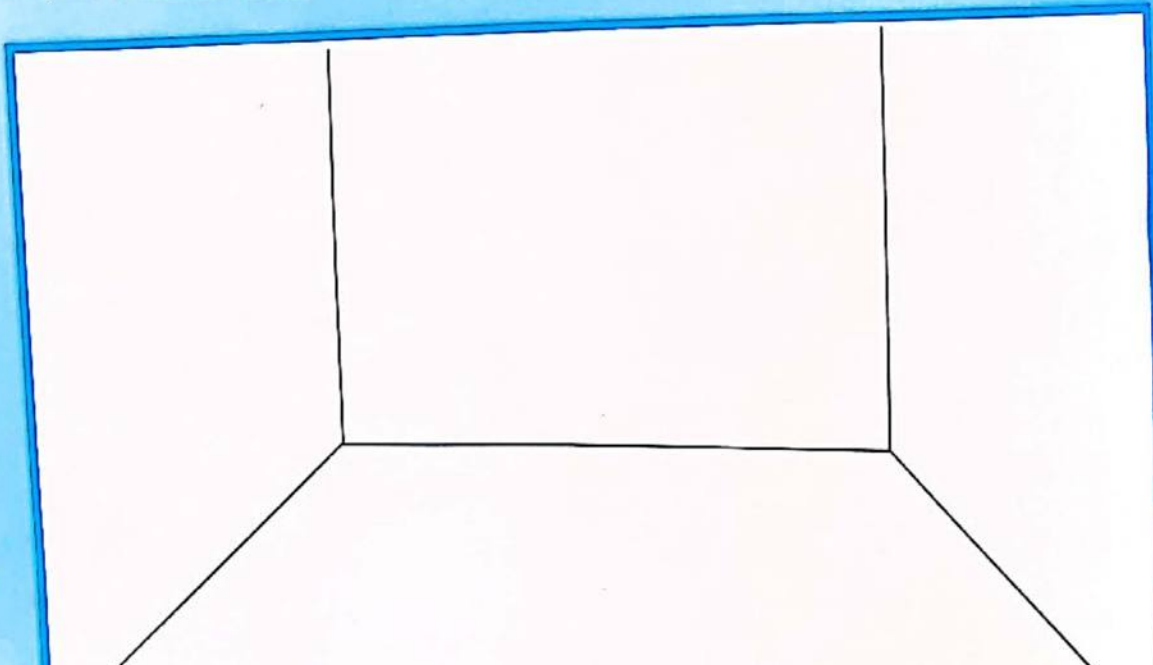
Listening

06 Listen and complete the picture. Use coloured pencils (black, blue, green, orange, pink, purple, red, yellow).



Fun boost

Draw your favourite room.




Speaking

Look at the picture and read the sentences. The sentences and picture are different. Write correct sentences about the picture.

1 There's a mountain on the left of the picture.
There's a mountain on the ...

2 On the island, there's a big tree. A boy is sitting under the tree.

3 There's a boat on the lake. The flag is green.



4 Three people are climbing the mountain.

5 It's sunny on the mountain.

6 A boy is skiing. He's wearing an orange hat.

Fun boost

Look out of the window.
 Say six things you can see.

I can see

There's a

There are some

It's

Speaking

- 1 Read the questions and say your answers.
Then write your answers.

Questions

- 1 Do you live in a house?

- 2 Can you run fast?

- 3 Have you got lots of brothers and sisters?

- 4 Do you like the rain?

- 5 Have you ever eaten a fly?

- 6 Can you climb up walls?


- 7 Have you got eight legs?

- 8 Are you a spider?

- 2 Now you ARE a spider. Answer the questions again.

Fun boost

Can you think of five animals that have got more than four legs?



Speaking



1 Read the story and complete the table.

One Saturday, Lucy went to the town centre to meet three of her friends for lunch. Her dad said, 'Don't eat lots of sweets, Lucy! Eat something good for you.'

At a restaurant, Lucy's friends shared a pizza, but Lucy was really hungry and she ate an enormous tomato, cheese and pineapple pizza. Then she ate some chocolate ice cream, too.

After lunch, they all went to the park and played on the swings and slide. Soon, Lucy was hungry again and she bought some biscuits from a little shop.

A little later, she had a terrible stomach-ache and her friends decided she should see the doctor. The doctor was Lucy's dad! He was very serious. He said, 'I told you not to eat sweets, Lucy!'

'But, I didn't, Dad!' said Lucy.

Name	Lucy
Dad said	
Restaurant food	
Park food	
Doctor said	

2 Now tell the story to someone in your family.

Fun boost

Think about food.



What food is good for you?

What food is not so good?



Speaking

1 Look at the story. Write the answers to the questions.

1 Where are the children?

2 What are they doing?

3 What are they saying?



- 1 Alex and Helen are in the town centre.
- 2 They are going to buy a present for their uncle.
- 3 Alex is asking, 'What shall we buy Uncle Oliver?' 'I don't know,' says Helen.

- 1 _____
- 2 _____
- 3 _____



- 1 _____
- 2 _____
- 3 _____

- 1 _____
- 2 _____
- 3 _____

2 Now tell the story. Try not to look at your answers to the questions.

Fun boost

Think of three people. What present do you want to buy for them? Write or draw.



Speaking

Read the questions and say your answers.

FREE TIME

1

When do you have free time?

2

What do you usually do after school?

3

What's your favourite thing to do in your free time?

4

Who do you like to play with?

5

What did you do last weekend?

6

Where's your favourite place to go?

7

Where have you been in your free time this week?

8


What are you going to do next weekend?

Fun boost

Choose and write five of the questions. Then ask someone in your family.

A graphic of a smartphone screen with a blue and yellow background. On the left side of the screen, there are five empty white speech bubbles arranged in two columns (two on the left, three on the right). The phone's status bar at the top shows a battery icon, a signal strength icon, and a Wi-Fi icon. The bottom of the screen shows a dock with icons for a mail app, a signal strength icon, and a battery icon.

Speaking

- 1  Listen to the questions and say your answers.
Then write your answers in the blue boxes.



1	2	3
1	2	3
4	5	6
4	5	6

- 2 Can you remember the questions? Write the questions in the red boxes.

Fun boost

Now ask the questions to someone in your family and write the answers.

1	2	3
4	5	6

Himmy's costume




Himmy was very excited! He was going to a costume party in the afternoon. He had to think of an interesting costume to wear. But before the party, he had to paint some chairs for the dining room.

He painted the first chair yellow and thought, 'I might go to the party in a banana costume.' Then he painted a chair red and thought, 'A tomato costume is a good idea, too.' Next he painted a chair green and thought, 'I could be a tree.' But when he painted a chair blue, he thought, 'I could be the sky. Or the sea.' He couldn't decide what to be!

Then he looked in the mirror and saw that he had lots of paint on his clothes. He looked like a rainbow. Himmy thought, 'A rainbow! That's a brilliant idea for a costume!'

Colour Himmy's costume.



Kira's computer game



09 Kira was in a computer game! Suddenly she heard a strange noise and saw some little orange creatures, with black eyes and big mouths, standing in front of her. They moved nearer and Kira was afraid!

She ran, but they followed her. She arrived at two paths and ran down the one on the right, but she came to a dark forest. Scary! Then she went back and ran down the path on the left and came to a big wall, but it was too high to climb! She heard that strange noise again and knew the creatures were running behind her! 'Oh, no!'

Suddenly Kira opened her eyes. She was on her sofa. It was all a bad dream!



Draw the little creatures in the computer game.





10 Last Saturday, it was Jo's birthday and she had a wonderful time with her friends! Before Clunk and Hunter came to her house, Jo helped her mum prepare the food for the party. They cooked pizza and they made a nice big salad. Then her mum made an amazing superhero birthday cake!


At 4 o'clock, Clunk and Hunter arrived and they gave her some wonderful presents. Hunter gave her a book about the planets and she got a lovely necklace from Clunk.

It was a sunny day, so they played football in the garden and that made them all very hungry and thirsty. They ate everything and it was all delicious! After that, they stayed in the living room, where they chatted and listened to music until it was time for Clunk and Hunter to go home.

Everyone had a brilliant time!



Decorate and colour a cake for Jo.



Sky's adventure



11 One day, Sky was walking in the park. There were lots of people and they were enjoying the sunny weather. Some children were riding bicycles and a family was having a picnic. A young boy was flying a kite. He was laughing.

Sky lay down on the grass. He could smell the flowers and hear the birds. Suddenly he heard something. A child was shouting! Sky sat up quickly and saw the young boy pointing to his kite in a tree. He was crying. Sky got up and flew to get the kite. He gave it to the young boy, who had a big smile on his face.

The people in the park clapped their hands loudly and said, 'Well done!'



Colour the kite for Sky.



Hunter's Earth Day



This is horrible!



Excellent!

12 Every year, on Earth Day, Hunter does something special. She knows that it's really important to look after the environment. Last year, she planted some trees in a forest, but this year she wanted to clean a beach.


When she arrived at the beach, she couldn't believe it! What was on the sand?

'This is horrible!' she said. There were plastic bottles, an old metal bicycle wheel and lots of dirty plastic bags everywhere. She thought she saw two jellyfish in the sea, but they were only plastic bags!

Hunter started to pick up the plastic bottles and bags. She worked hard for three hours until the beach was clean.

'Excellent!' she said. Then she heard a noise and she saw a dolphin in the sea. It was waving and smiling at her.

Draw four pictures with ideas from the story.



Clunk's Saturday



13 It's Saturday and Clunk is going to help Mrs Williams in her home. Clunk has lived near Mrs Williams for three years. She's an old lady and sometimes she needs help to clean her house and to tidy her garden.

Today Clunk is going to cut the grass and water the flowers. Then he's going outside to wash the windows and paint the front door. After that, Mrs Williams wants him to go to the supermarket and do some shopping. Later, when he gets back to her house, Mrs Williams will have some sandwiches for Clunk to eat, and they will sit in the living room and talk. Last weekend, she made wonderful egg sandwiches. It might be chicken sandwiches today. Delicious!



Finish the picture of Clunk. What is he doing?



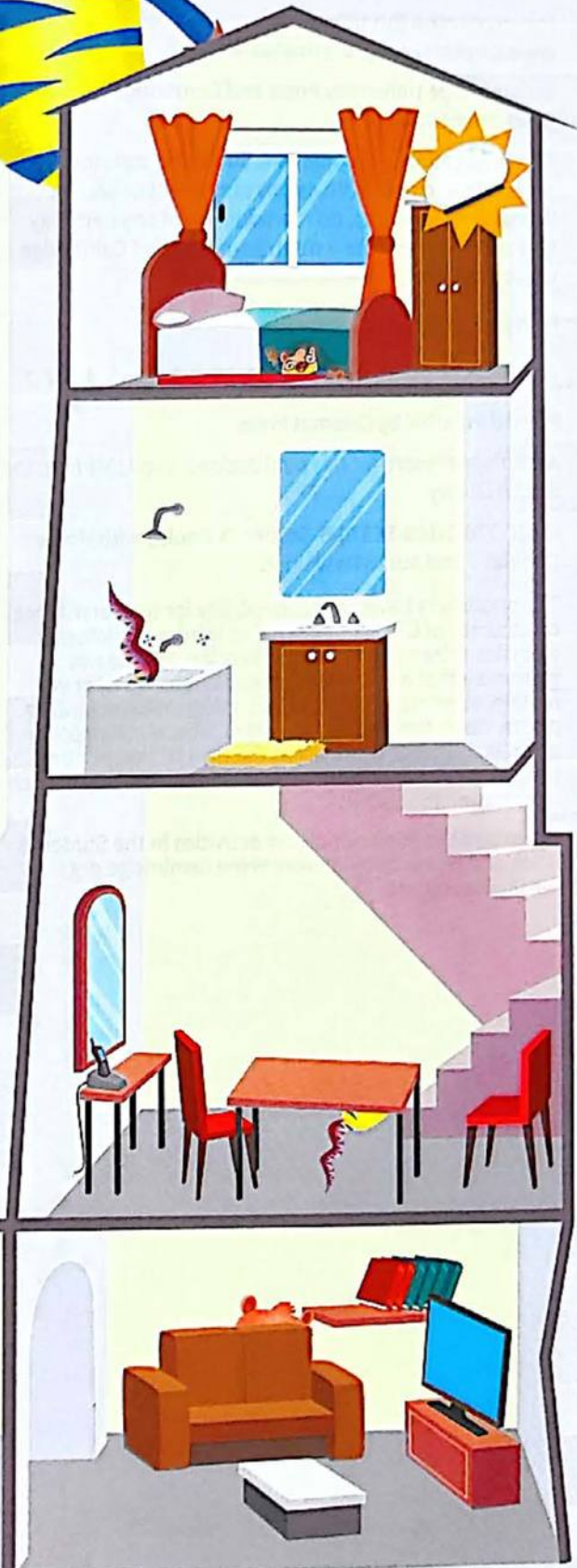
Jones's helmet



It was a bad day for Jones. He wanted to go to the cinema, but he didn't know where his helmet was. First he looked in the kitchen and in the cupboards, but it wasn't there. He went into the living room and looked behind the sofa. It wasn't there! Then he looked in the dining room and it wasn't under the table. Where could it be?

He was going to be late for the cinema! He went upstairs and into the bathroom. His helmet wasn't in the bath. 'Under the bed,' he thought. He went into the bedroom, but it wasn't under the bed. 'Where's my helmet?' he shouted. Then he looked up and there it was, on top of the big wardrobe. Jones put it on and hurried to the cinema.

Where did Jones go in the house?
Draw a line.



Cambridge University Press

www.cambridge.org/elt

Cambridge Assessment English

www.cambridgeenglish.org

Information on this title:

www.cambridge.org/9781108563765

© Cambridge University Press and Cambridge Assessment 2020

This publication is in copyright. Subject to statutory exception and to the provisions of relevant collective licensing agreements, no reproduction of any part may take place without the written permission of Cambridge University Press.

First published 2020

20 19 18 17 16 15 14 13 12 11 10 9 8 7 6 5 4 3 2 1

Printed in Dubai by Oriental Press

A catalogue record for this publication is available from the British Library

ISBN 978-1-108-56376-5 Student's Book 5 with Home Booklet 5 and Audio Download

The publishers have no responsibility for the persistence or accuracy of URLs for external or third-party internet websites referred to in this publication, and do not guarantee that any content on such websites is, or will remain, accurate or appropriate. Information regarding prices, travel timetables, and other factual information given in this work is correct at the time of first printing but the publishers do not guarantee the accuracy of such information thereafter.

Download the audio for all the activities in the Student's Book and Home Booklet from www.cambridge.org/funskillsresources

Author acknowledgements

Roisin O'Farrell would like to thank Ann-Marie, Catriona and David for their editorial support, as well as all her friends and colleagues at ELI, Sevilla. And, most of all, her students, who inspire her every day.

Publisher acknowledgements

The authors and publishers are grateful to Robert Hill for reviewing the content and style of the stories.

Acknowledgements

The authors and publishers acknowledge the following sources of copyright material and are grateful for the permissions granted. While every effort has been made, it has not always been possible to identify the sources of all the material used, or to trace all copyright holders. If any omissions are brought to our notice, we will be happy to include the appropriate acknowledgements on reprinting and in the next update to the digital edition, as applicable.

Key: BG = Background

Photography

The following photographs are sourced from Getty Images.

BG: Gerald Disma/500px; Marka/Universal Images Group; Nora Carol Photography/Moment; Manuel Brea Colmeiro/Moment; **Reading:** Igphotography/E+; Ljupco/iStock/Getty Images Plus; up close with nature/Moment Open; by Martin Deja/Moment; Seb Oliver/Cultura; Alexander Nesbit/Aurora; Francesco Riccardo Iacomino/Moment; Photo by marianna armata/Moment; MakiEni's photo/Moment; Frank Greenaway/Dorling Kindersley/Getty Images Plus; FlamingPumpkin/E+; **Listening:** Johnner Images; Jose Luis Pelaez Inc/DigitalVision; PhotoAlto/Sigrid Olsson/PhotoAlto Agency RF Collections; Tom Chance; Rob Lewine; BSIP/Universal Images Group; Dimitri Otis/Photographer's Choice; Hans Neleman/The Image Bank; Maximilian Stock Ltd./Photolibrary; Jamie Grill/The Image Bank; **Speaking:** 2A Images.

Front cover photography and illustrations by Alice Brereton; Amanda Enright; Pipi Sposito; Jhonny Nunez; Benedetta Capriotti; Leo Trinidad; Pand P Studio/Shutterstock; Piotr Urakau/Shutterstock.

Illustrations

Fran and David Brylewski (Beehive Illustration); Amanda Enright (Advocate Art); Pablo Gallego (Beehive Illustration); Leo Trinidad (The Bright Agency); Dave Williams (The Bright Agency); Pipi Sposito (Advocate Art); Collaborate Agency; Wild Apple Design Ltd; .

Audio

Audio production by DN and AE Strauss Ltd, with engineer Mike Denith. Additional audio of skills tasks by Ian Harker.

Design

Design and typeset by Wild Apple Design Ltd
Cover design by Collaborate agency.

FUN Skills

Where imagination sparks learning

Home Booklet 5

Meet Sage the Squirrel, Checklist Buddy and friends, created by kids around the world, who guide and entertain you through this exciting journey.

Fun preparation for A2 Flyers works towards the skills you need to be ready on exam day:

- Practise exam tasks with the Professor
- Get great tips from Sage the Squirrel
- Assess your own work with Checklist Buddy
- Connect learning to your world with Think Big Giraffe


Topic-led lessons bring everything to life with songs, Grammar fun, animations and quirky photos!



ISBN: 978-1-316-61724-3



ISBN: 978-1-316-63200-0



ISBN: 978-1-108-64177-7

Cambridge English Scale	FUN Skills level	Cambridge English Qualification
120-139	6	A2 Flyers
	5	
100-119	4	A1 Movers
	3	
80-99	2	Pre A1 Starters
	1	



CAMBRIDGE
UNIVERSITY PRESS



Cambridge Assessment
English

Official
Cambridge
Exam
Preparation

Experts together

Our aim is to deliver the materials you tell us you need. Exclusive insights from test development and candidate performance guarantee expert content. The result is a unique Exam Journey in each course, ensuring every student is ready on exam day. From skills development to exam tasks, language discovery to real-world usage, we create better learning experiences, together.

Better

Learning

